



THERMAL STORES

OPEN VENTED THERMAL STORES
PROVIDING HEATING AND MAINS
PRESSURE HOT WATER



ONE NAME. EVERY SOLUTION.

WWW.GLEDHILL.NET



BUILT ON EXPERIENCE

THE GLEDHILL BRAND HAS BEEN SYNONYMOUS WITH QUALITY MANUFACTURING AND EXPERTISE FOR ALMOST A CENTURY. ALL OUR THERMAL STORES ARE MANUFACTURED FROM DUPLEX STAINLESS STEEL AT OUR CENTRE OF EXCELLENCE FOR STAINLESS STEEL IN BLACKPOOL, WHERE PRECISION ENGINEERING AND INNOVATION PRODUCES A UNIFORMED AND CONSISTENT QUALITY ACROSS OUR PRODUCTS.



CONTENTS

- 02. BUILT ON EXPERIENCE
- 04. WHAT IS A THERMAL STORE?
- 05. OUR NETWORK

BOILERMATE:

- 06. BOILERMATE THERMAL STORE
- 08. BOILERMATE OV PRE-PLUMBED
- 10. BOILERMATE SP
- 12. BOILERMATE SP PRE-PLUMBED

TORRENT:

- 14. TORRENT STAINLESS
- 15. WHICH TORRENT DO I NEED?
- 16. TORRENT STAINLESS OV
- 18. TORRENT STAINLESS OV SOL
- 20. TORRENT STAINLESS SP SOL

WHAT IS A THERMAL STORE?

A THERMAL STORE IS THE PERFECT SOLUTION FOR A HOME'S HEATING AND WATER REQUIREMENTS. OFFERING MAINS PRESSURE HOT WATER WITH VIRTUALLY ZERO MAINTENANCE, THERMAL STORES ARE DESIGNED TO REDUCE HEATING COSTS BY PROVIDING COMPLETE FLEXIBILITY FOR HOUSEHOLDERS TO USE MULTIPLE ENERGY SOURCES.

The hot water within the store circulates around the heating system to heat the property, while mains cold water is instantaneously heated through a plate heat exchanger, to provide hot water.

All our thermal stores enable greater flexibility of location in the building, as there is no requirement to install discharge pipework to an outside wall.

BENEFITS OF THERMAL STORES

- ✓ PROVIDE MAINS PRESSURE HOT WATER
- ✓ USE FOR BOTH HEATING AND HOT WATER
- ✓ NO ANNUAL MAINTENANCE OR SAFETY CHECK REQUIREMENT
- ✓ NO DISCHARGE PIPEWORK
- ✓ NO RISK OF LEGIONELLA
- ✓ NO G3 QUALIFICATION REQUIREMENT

OUR NETWORK

IN ANSWER TO THE DEMANDS OF CUSTOMERS WE HAVE SPECIFICALLY TAILORED OUR DISTRIBUTION NETWORK TO ENSURE OUR PRODUCTS REACH THEIR DESTINATION IN A DIRECT AND EFFICIENT MANNER.

Our unique structure, consisting of five distribution hubs, is geographically situated for effective, widespread product availability. Headed by our central sales and logistics team at our Blackpool headquarters and transported via our own fleet of Gledhill vehicles, we have ultimate control over the delivery of our products, enabling us to add value to our customers, meet demanding orders and high service expectations.



FOR ALL TECHNICAL ENQUIRIES

TECHNICAL
T: 01253 474 584
E: TECHNICALSUPPORT@GLEDHILL.NET

FOR ALL ORDERS CONTACT

SALES &
LOGISTICS TEAM
T: 08000 427 427
E: ORDERS@GLEDHILL.NET

BOILERMATE THERMAL STORE

BOILERMATE IS AN OPEN VENTED THERMAL STORE, WHICH HAS BEEN DESIGNED SPECIFICALLY TO WORK ALONGSIDE A BOILER TO PROVIDE MAINS PRESSURE HOT WATER. THERE ARE THREE CONFIGURATIONS AVAILABLE:

BOILERMATE OV PRE-PLUMBED

Designed for use with an open vented, heat only boiler, the BoilerMate OV Pre-Plumbed supplies instantaneous mains pressure hot water directly to the taps, whilst also providing central heating.

BOILERMATE SP & BOILERMATE SP PRE-PLUMBED

Designed for use with a sealed primary system, the BoilerMate SP and SP Pre-Plumbed can be used with a system boiler, a central plant system or a district heating system.

To enable retrofit installations of previous BoilerMate models, you will require the following extras:

OPTIONAL EQUIPMENT KITS FOR BMST-SPPP

Extra Code	Description
BCK002	Sealed primary header tank kit
BCK003	Switch Back up conversion 6kW to 3kW kit
BCK004	Timer kit
BCK005	Sealed system ROBOKIT (18L)
BCK007	Pump over run kit
BCK008	DHW scale prevention kit

OPTIONAL EQUIPMENT KITS FOR BMST-SP

Extra Code	Description
BCK002	Sealed primary header tank kit
BCK003	Switch Back up conversion 6kW to 3kW kit
BCK004	Timer kit
BCK005	Sealed system ROBOKIT (18L)
BCK006	Second Heating Zone kit
BCK007	Pump over run kit
BCK008	DHW scale prevention kit

OPTIONAL EQUIPMENT KITS FOR BMST-OVPP


Extra Code	Description
BCK001	Open vented header tank kit
BCK003	Switch Back up conversion 6kW to 3kW kit
BCK004	Timer kit
BCK006	Second Heating Zone kit
BCK007	Pump over run kit
BCK008	DHW scale prevention kit

ALL BOILERMATE MODELS COME WITH A 5 YEAR WARRANTY FOR PEACE OF MIND.

AN EASY INSTALLATION

As the BoilerMate is open vented, there is no requirement for an external expansion vessel or discharge pipework.

Perfect for apartments both the BoilerMate OV and BoilerMate SP are available in Pre-Plumbed configurations for quicker and uniformed installations.



5 YEAR WARRANTY



IMMERSION HEATER



GAS OR OIL BOILERS

BOILERMATE OV PRE-PLUMBED

150 | 180 | 210 LITRES

KEY FEATURES

- Mains pressure hot water giving power shower performance
- Suitable with open vented heat only boiler
- Increased system efficiency, reducing running costs
- No annual maintenance or safety check requirement
- No G3 qualification requirement for installation
- Optional extras available to purchase separately. See page 3.
- Fitting template provided to speed up installation time

COMPONENTS

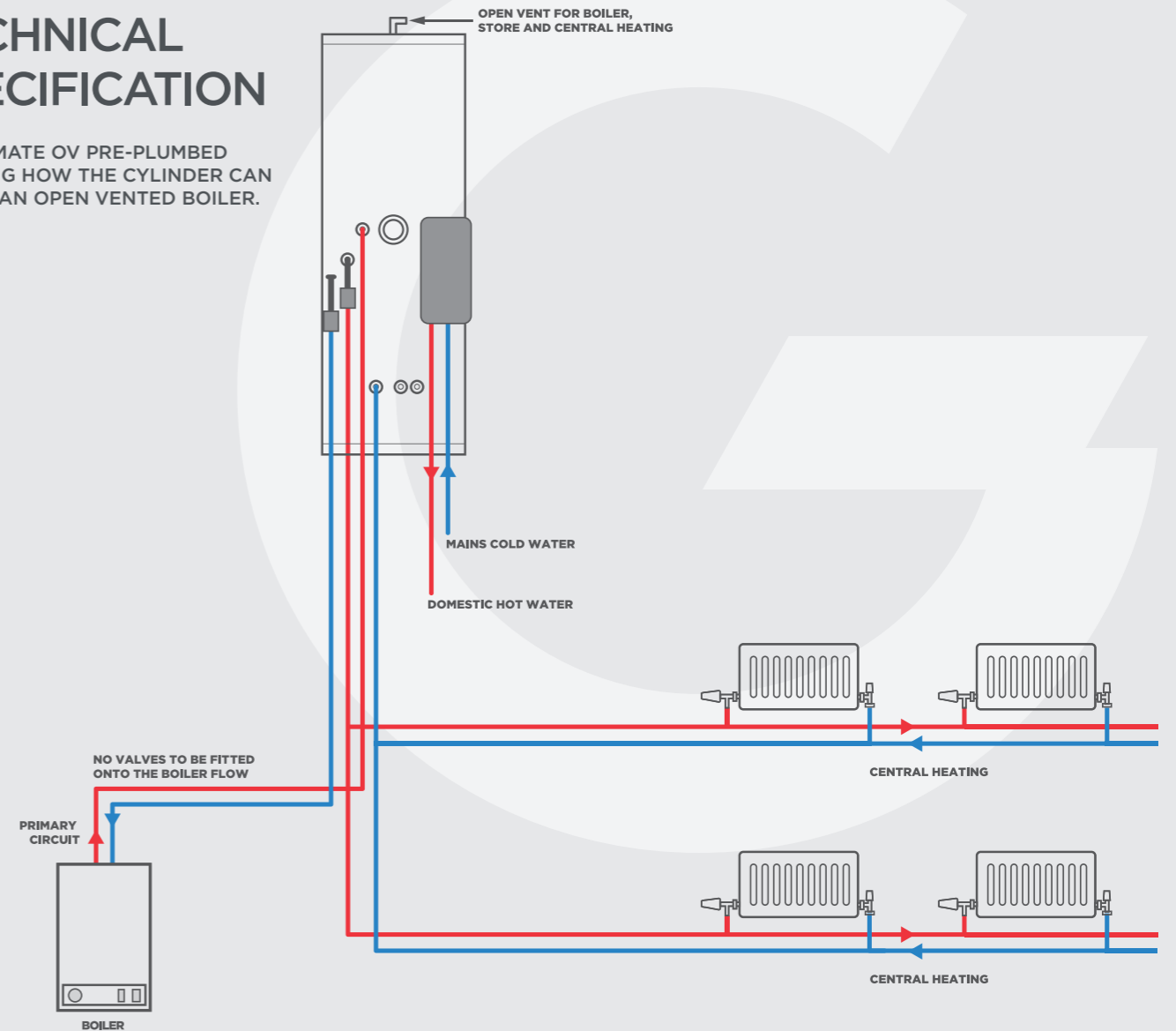
- | | |
|---|--|
| 1 90 degree elbow (22mm compression) | 12 Compression elbow (22mm) |
| 2 Domestic hot water PCB box | 13 Central heating pump (including isolation valves) |
| 3 Compression elbow (22mm) | 14 Cold water sensor |
| 4 Straight isolator (22mm to FF3/4") | 15 Boiler pump (including isolation valves) |
| 5 System wiring panel | 16 Cold feed |
| 6 Domestic hot water pump (PWM2) | 17 Central heating zone valve (22mm) |
| 7 Boiler flow (22mm compression) | 18 Inline strainer (22mm) |
| 8 Compression elbow (22mm) | 19 Boiler return |
| 9 Domestic hot water PHE (insulated) 24 plate | 20 Central heating flow |
| 10 3kW immersion heater (backup) | 21 Central heating return (22mm) |
| 11 Flow sensor and hot water sensor | 22 Store control thermostat |
| | 23 Drain valve |
| | 24 Bent isolator - CV fitted (22mm to FF3/4") |

Scan the QR code to visit the product page



TECHNICAL SPECIFICATION

BOILERMATE OV PRE-PLUMBED SHOWING HOW THE CYLINDER CAN UTILISE AN OPEN VENTED BOILER.



BOILERMATE OV PRE-PLUMBED

Description		BMSTOV150PP	BMSTOV180PP	BMSTOV210PP
ErP rating		C	C	C
Heat loss	watts	47	55	62
Capacity	litres	151	181	211
Unit height	mm	1118	1306	1494
Unit diameter	mm	550	550	550
Max. hot water flow rate	litres/minute	12.6	12.6	12.6
	bath	1 or	1	2
	shower room	1	1	1
Maximum dwelling type	bed	1-2	2-3	2-4

NOTES:

1. The height stated is to the top of the unit plus 550mm, which should allow for a 25mm thick shelf/board and room for servicing. This will need to be increased by 125mm if the automatic fill method is chosen.
2. OV model heated by a 30kW boiler at 15 l/m.
3. Full thermal store volume reheated from 35°C to 75°C.
4. Please refer to the installation manual for the minimum cupboard space requirement. This can be reduced by approximately 35mm if the insulation is removed from the plate heat exchanger.

BOILERMATE SP

150 | 180 | 210 LITRES

KEY FEATURES

- Mains pressure hot water giving power shower performance
- Used in conjunction with a sealed primary or system boiler
- Increased system efficiency, reducing running costs
- No annual maintenance or safety check requirement
- No G3 qualification requirement for installation
- Optional extras available to purchase separately. See page 3
- Suitable for use with a central plant system or a district heating system.
- Fitting template provided to speed up installation time.

COMPONENTS

- | | |
|---|---|
| 1 90 degree elbow (22mm compression) | 10 Flow sensor and hot water sensor |
| 2 Domestic hot water PCB box | 11 Boiler return (22mm compression) |
| 3 Compression elbow (22mm) | 12 Store pump |
| 4 Straight isolator (22mm to FF3/4") | 13 Cold water sensor |
| 5 Bent isolator - CV fitted (22mm to FF3/4") | 14 Cold feed |
| 6 Domestic hot water pump (PWM2) | 15 Inline strainer (22mm) |
| 7 Store PHE (insulated) 24 plate | 16 Drain valve |
| 8 Boiler flow | 17 Bent isolator (22mm to FF3/4") |
| 9 Domestic hot water PHE (insulated) 24 plate | 18 Store control thermostat |
| | 19 3kW immersion heater (backup) |
| | 20 Bent isolator - CV fitted (22mm to FF3/4") |

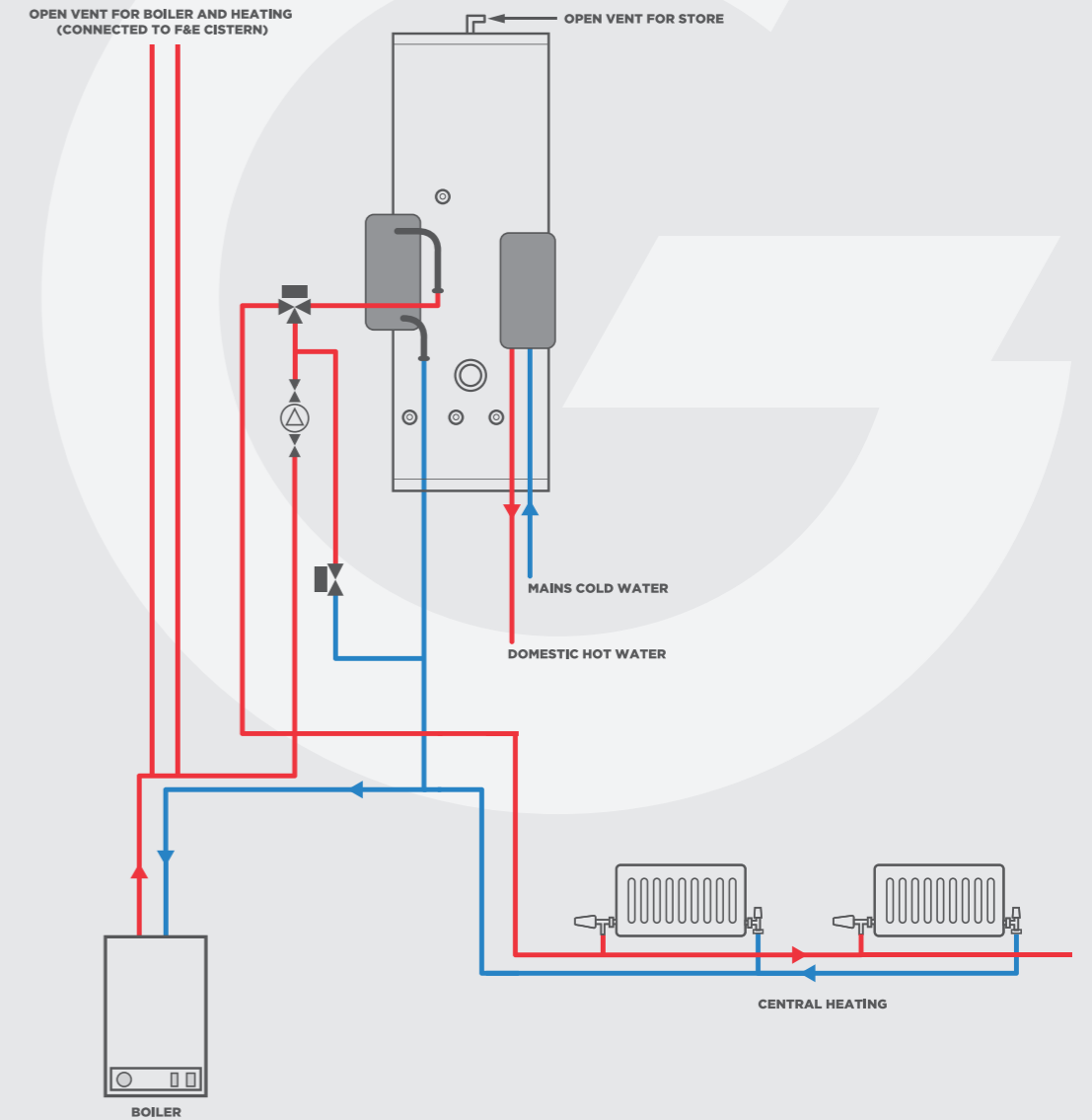


Scan the QR code to visit the product page



TECHNICAL SPECIFICATION

BOILERMATE SP SHOWING HOW THE CYLINDER CAN UTILISE A SEALED PRIMARY SYSTEM.



BOILERMATE SP

Description		BMSTOV150PP	BMSTOV180PP	BMSTOV210PP
ErP rating		C	C	C
Heat loss	watts	47	55	62
Capacity	litres	151	181	211
Unit height	mm	1118	1306	1494
Unit diameter	mm	550	550	550
Max. hot water flow rate	litres/minute	12.6	12.6	12.6
	bath	1 or	1	2
	shower room	1	1	1
Maximum dwelling type	bed	1-2	2-3	2-4

NOTES:

1. The height stated is to the top of the unit plus 550mm, which should allow for a 25mm thick shelf/board and room for servicing. This will need to be increased by 125mm if the automatic fill method is chosen.
2. SP model heated from a heat source at 82.5°C at 16 l/m.
3. Full thermal store volume reheated from 35°C to 75°C.
4. Please refer to the installation manual for the minimum cupboard space requirement. This can be reduced by approximately 70mm if the insulation is removed from the plate heat exchangers.

BOILERMATE SP PRE-PLUMBED

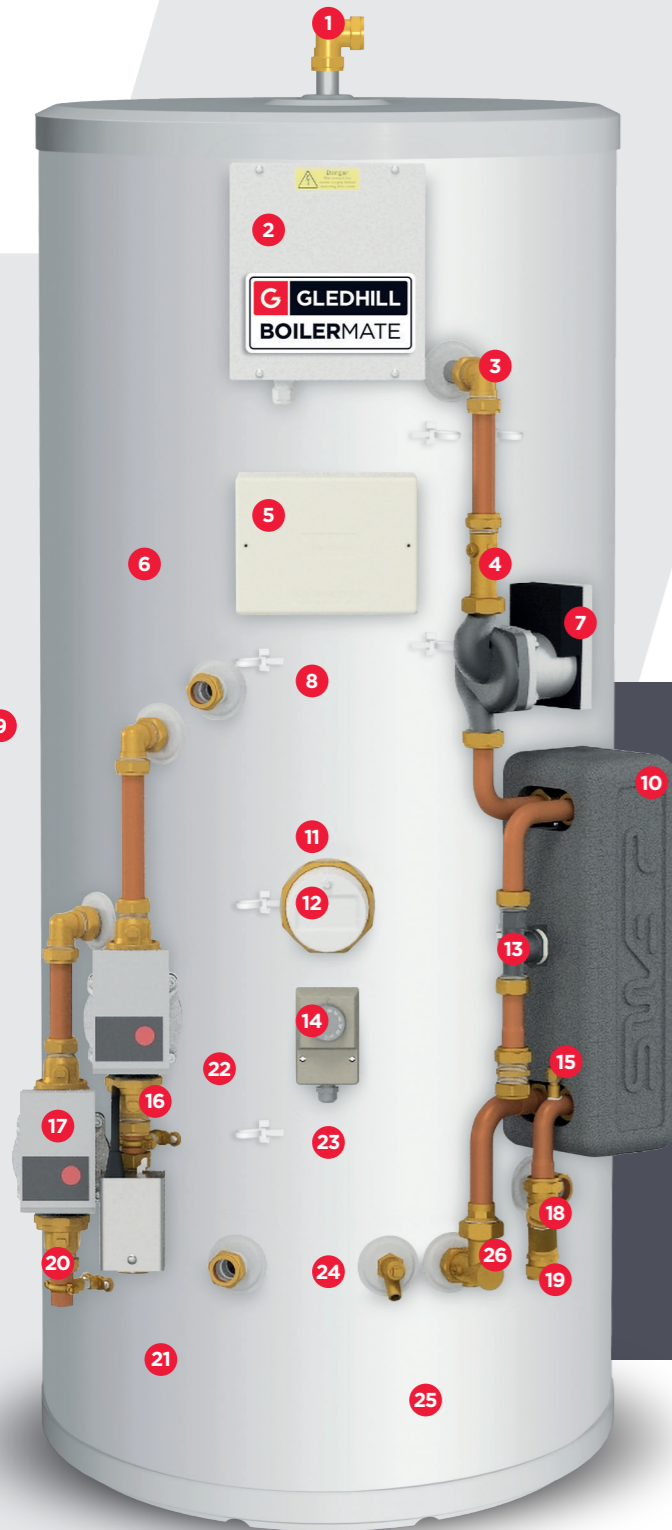
150 | 180 | 210 LITRES

KEY FEATURES

- Mains pressure hot water giving power shower performance
- Used in conjunction with a sealed primary or system boiler
- Increased system efficiency, reducing running costs
- No annual maintenance or safety check requirement
- No G3 qualification requirement for installation
- Optional extras available to purchase separately. See page 3
- Suitable for use with a central plant system or a district heating system.
- Fitting template provided to speed up installation time
- Manifold configuration comes complete with two heating zones and pump

COMPONENTS

- | | |
|--|---|
| 1 90 degree elbow (22mm compression) | 13 Flow sensor and hot water sensor |
| 2 Domestic hot water PCB box | 14 Central heating zone 2 |
| 3 Compression elbow (22mm) | 15 Cold water sensor |
| 4 Straight isolator (22mm to FF3/4") | 16 Hot water outlet (22mm compression) |
| 5 System wiring panel | 17 Store pump |
| 6 Bent isolator - CV fitted (22mm to FF3/4") | 18 Cold feed |
| 7 Domestic hot water pump (PWM2) | 19 Inline strainer (22mm) |
| 8 Boiler zone valve | 20 Drain valve |
| 9 Store PHE (insulated) 24 plate | 21 Central heating boiler return |
| 10 Domestic hot water PHE (insulated) 24 plate | 22 Store control thermostat (backup) |
| 11 Auto bypass valve | 23 3kW immersion heater |
| 12 Central heating zone 1 | 24 System pump |
| | 25 Boiler flow |
| | 26 Bent isolator - CV fitted (22mm to FF3/4") |

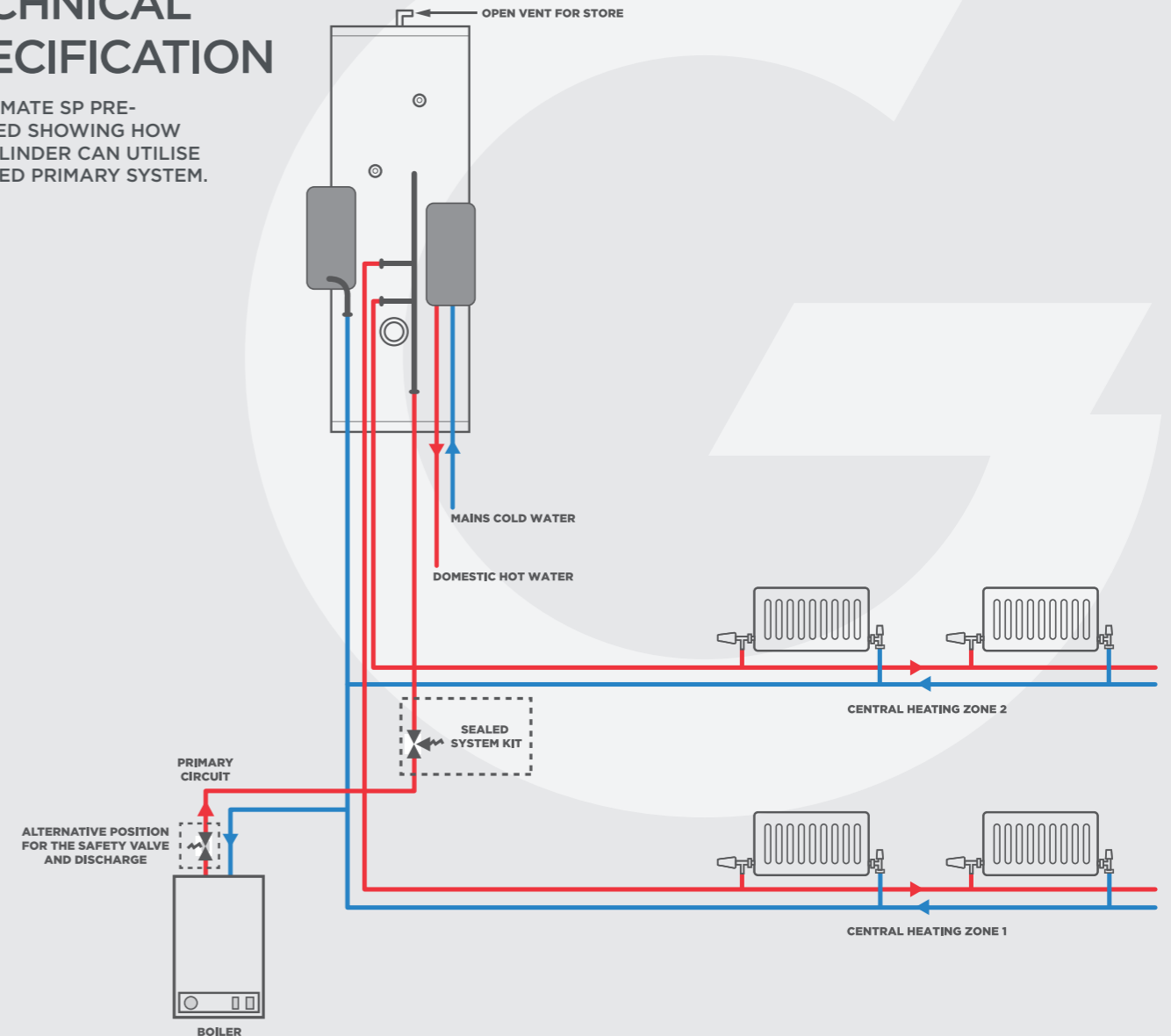


Scan the QR code to visit the product page



TECHNICAL SPECIFICATION

BOILERMATE SP PRE-PLUMBED SHOWING HOW THE CYLINDER CAN UTILISE A SEALED PRIMARY SYSTEM.



BOILERMATE SP PRE-PLUMBED

Description		BMSTOV150PP	BMSTOV180PP	BMSTOV210PP
ErP rating		C	C	C
Heat loss	watts	47	55	62
Capacity	litres	151	181	211
Unit height	mm	1118	1306	1494
Unit diameter	mm	550	550	550
Max. hot water flow rate	litres/minute	12.6	12.6	12.6
Maximum dwelling type	bath	1 or	1	2
	shower room	1	1	1
	bed	1-2	2-3	2-4

NOTES:


1. The height stated is to the top of the unit plus 550mm, which should allow for a 25mm thick shelf/board and room for servicing. This will need to be increased by 125mm if the automatic fill method is chosen.
2. SP model heated from a heat source at 82.5°C at 16 l/m.
3. Full thermal store volume reheated from 35°C to 75°C.
4. Please refer to the installation manual for the minimum cupboard space requirement. This can be reduced by approximately 70mm if the insulation is removed from the plate heat exchangers.

TORRENT STAINLESS

THE TORRENT STAINLESS IS MANUFACTURED FROM STAINLESS STEEL AT OUR BLACKPOOL HEADQUARTERS.

Torrent provides the flexibility for homeowners to select the thermal store which best suits their requirements, allowing them to maximise the available heat sources, whether they are traditional boilers, electric immersions, or increasingly popular alternative energy fuel sources.

The cylinder is open vented, enabling uncontrolled heat sources such as woodburning stoves to be used.



- INTEGRATED PCB AND SOFTWARE
- HIGH STORE TEMPERATURES CAN BE UTILISED, PROVIDING GREATER BENEFIT FROM SOLID FUEL INPUTS
- ENERGY SAVING WITH A HIGH EFFICIENCY PUMP



5 YEAR WARRANTY



GAS OR OIL BOILERS



IMMERSION HEATER



SOLID FUEL



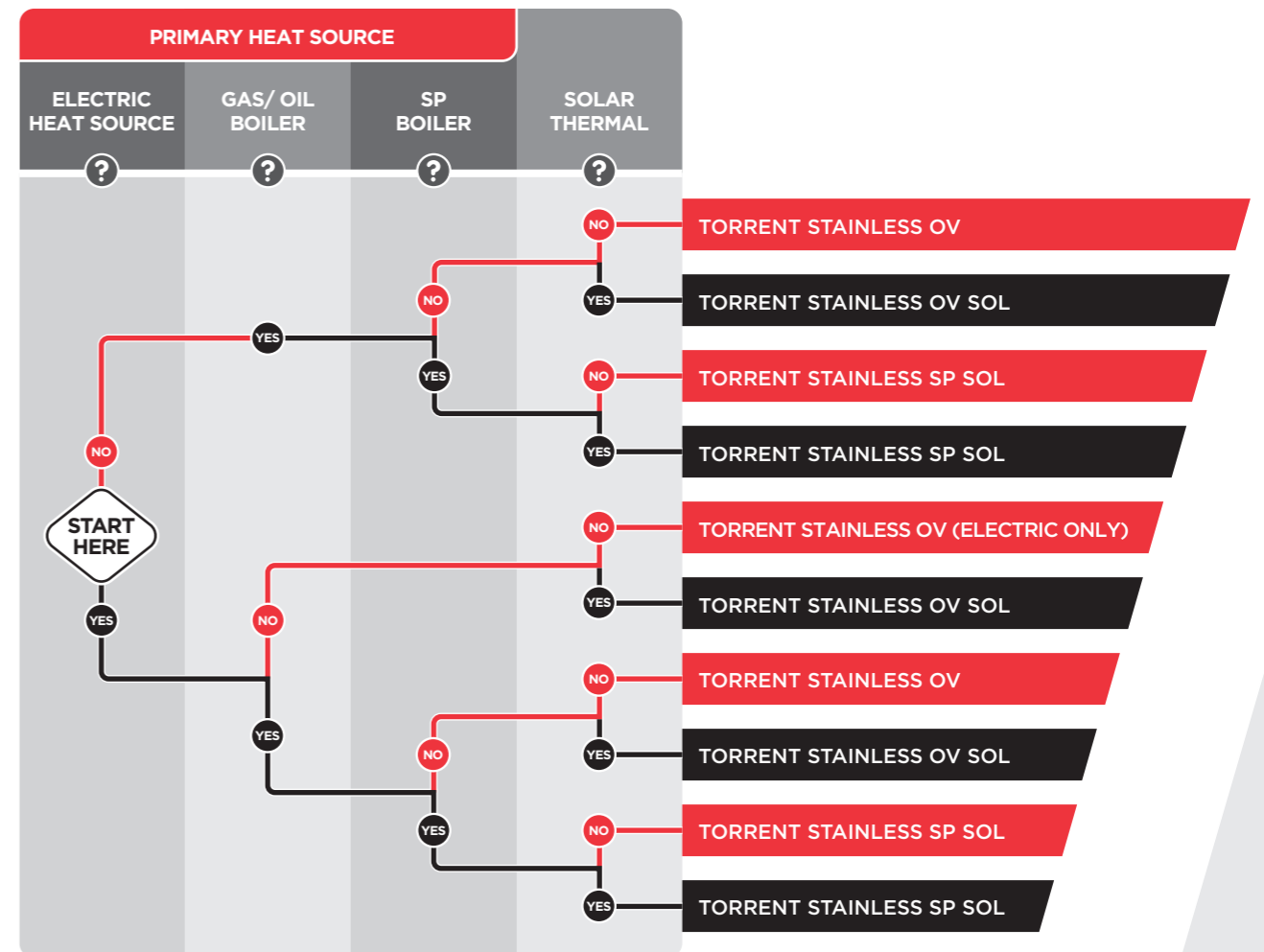
SOLAR THERMAL

WHICH TORRENT DO I NEED?

OUR SELECTION CHART BELOW WILL HELP YOU IDENTIFY THE MOST SUITABLE TORRENT STAINLESS MODEL FOR YOUR INSTALLATION.

To use the chart, identify the available heat sources for your cylinder in each section, and follow the lines to identify the model required.

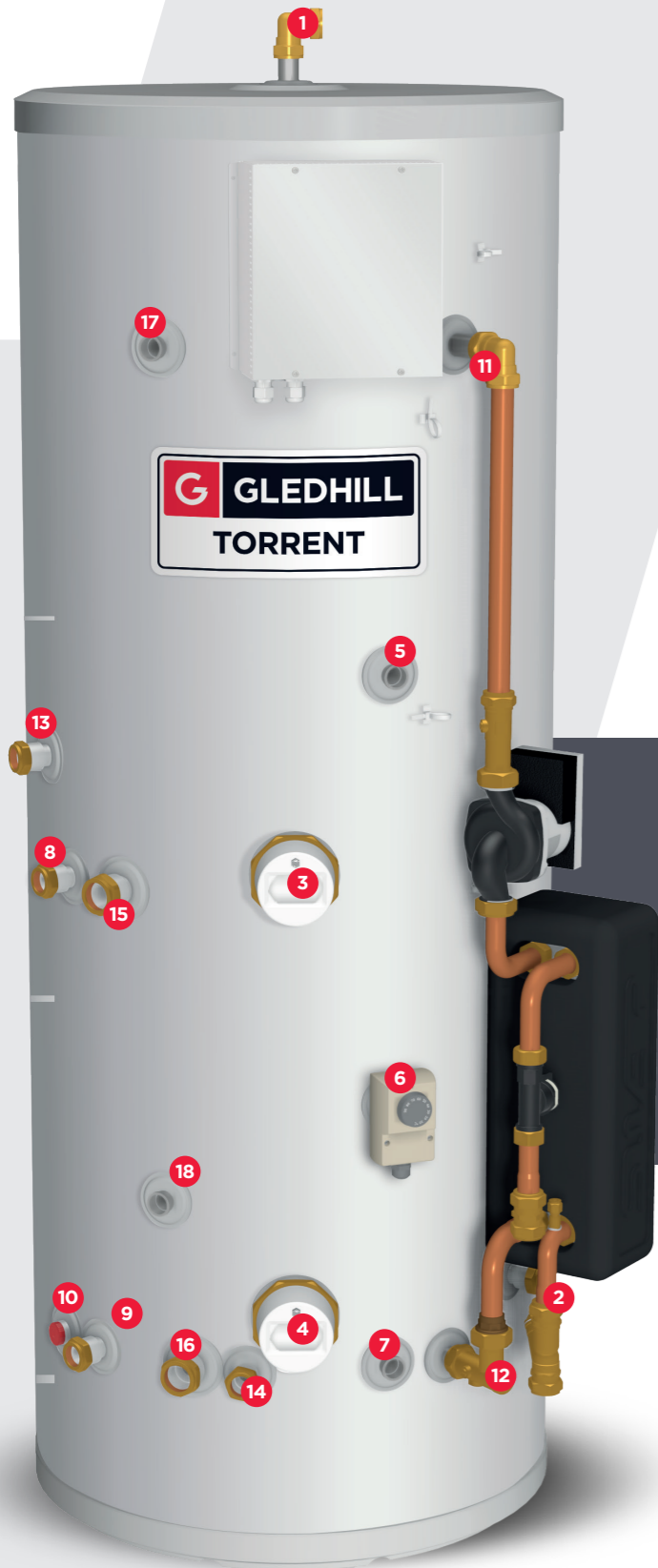
DOES THE SITE HAVE:



- All models come complete with back up immersion.
- All models come complete with solid fuel connections.
- Where a Torrent STAINLESS SP is selected, heating should be provided directly by the boiler as the store will only provide auxiliary heating.
- Where a Torrent STAINLESS SP is selected and no solar input is required, connecting the solar and boiler coils will maximise the boiler input and reduce reheat times.
- For all solid fuel installations, the feed and expansion tank should be of copper construction, available to order from Gledhill at the time of purchase.

TORRENT STAINLESS OV

150 | 180 | 210 | 250 | 350 LITRES



KEY FEATURES

- Utilises open vented boiler to heat the store directly, with 3kW immersion heaters for emergency back-up
- 3kW immersion heaters available when electric only is used as the primary heat source
- Utilises solid fuel connections
- Provides mains pressure hot water
- Blanking caps supplied

COMPONENTS

- | | |
|------------------------------|-----------------------------------|
| 1 Open vent | 12 Plate heat exchanger return |
| 2 Cold feed | 13 Open vented flow |
| 3 On-peak immersion heater | 14 Open vented return |
| 4 Off-peak immersion heater | 15 Solid fuel flow |
| 5 Control thermostat | 16 Solid fuel return |
| 6 Control thermostat | 17 Solid fuel overheat thermostat |
| 7 Control thermostat | 18 Solid fuel control thermostat |
| 8 Central heating flow | |
| 9 Central heating return | |
| 10 Drain | |
| 11 Plate heat exchanger flow | |



Scan the QR code to visit the product page



5 YEAR WARRANTY



IMMERSION HEATER



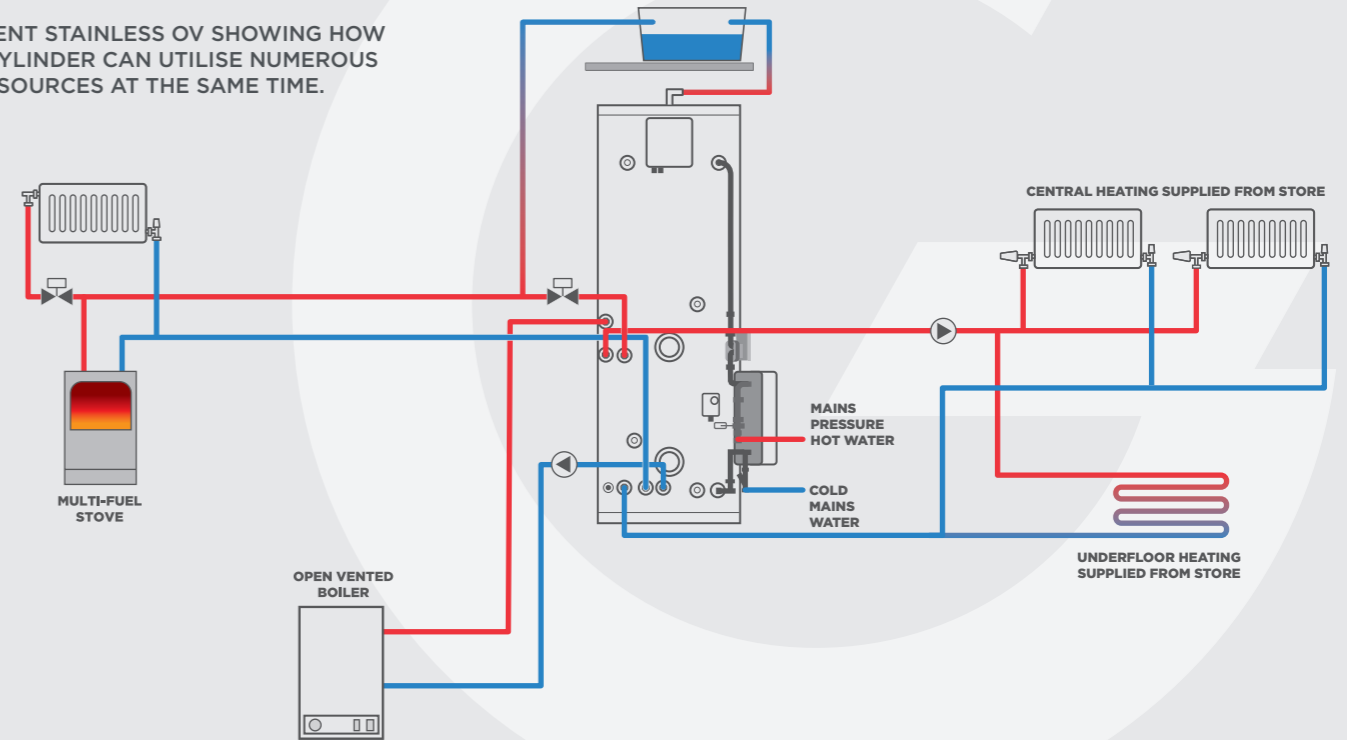
GAS OR OIL BOILERS



SOLID FUEL

TECHNICAL SPECIFICATION

TORRENT STAINLESS OV SHOWING HOW THE CYLINDER CAN UTILISE NUMEROUS HEAT SOURCES AT THE SAME TIME.



TORRENT STAINLESS OV


Description		TST150OV	TST180OV	TST210OV	TST250OV	TST350OV
ErP rating		B	B	B	C	C
Heat loss	watts	47	55	62	74	79
Capacity	litres	148	178	208	248	345
Unit height	mm	1118	1306	1494	1744	1765
Unit diameter	mm	550	550	550	550	630
Max. hot water flow rate	litres/minute	26.5	26.5	26.5	26.5	26.5
Maximum dwelling type	bath	1	1	2	2	3
	shower room	-	1	1	2	2
	bed	1-2	2-3	2-3	3-4	4-5

NOTES:

- Additional height for feed and expansion tank will need to be allowed if it is to be sited in the same cupboard.
- Vent pipes shown through the side of the feed and expansion tank may not be suitable for all systems. Installers must check suitability.
- The standard open vented store relies on a feed and expansion tank suitably sited above the highest radiator point to provide sufficient head for the system.
- The feed and expansion tank must be sized to take the water expansion of the whole system (ie. solid fuel boiler, cylinder, open flue boiler and auxiliary heating).
- The feed and expansion tank is not supplied as standard with the unit, but is available as an optional extra at the time of order.
- For all solid fuel applications, copper feed and expansion tanks are required and are available as an optional extra at the time of order.

TORRENT STAINLESS OV SOL

150 | 180 | 210 | 250 | 350 LITRES



KEY FEATURES

- Specifically designed for use with solar thermal panels
- Utilises open vented boiler to heat the store directly
- 3kW immersion heater for emergency back-up
- Utilises solid fuel connections
- Provides mains pressure hot water
- Blanking caps supplied

COMPONENTS

- | | |
|---------------------------|-----------------------------------|
| 1 Open vent | 13 Plate heat exchanger flow |
| 2 Cold feed | 14 Plate heat exchanger return |
| 3 Immersion heater | 15 Open vented flow |
| 4 Solar coil flow | 16 Open vented return |
| 5 Solar coil return | 17 Solid fuel flow |
| 6 Control thermostat | 18 Solid fuel return |
| 7 Control thermostat | 19 Solid fuel overheat thermostat |
| 8 Solar sensor pocket | 20 Solid fuel control thermostat |
| 9 Solar sensor pocket | |
| 10 Central heating flow | |
| 11 Central heating return | |
| 12 Drain | |

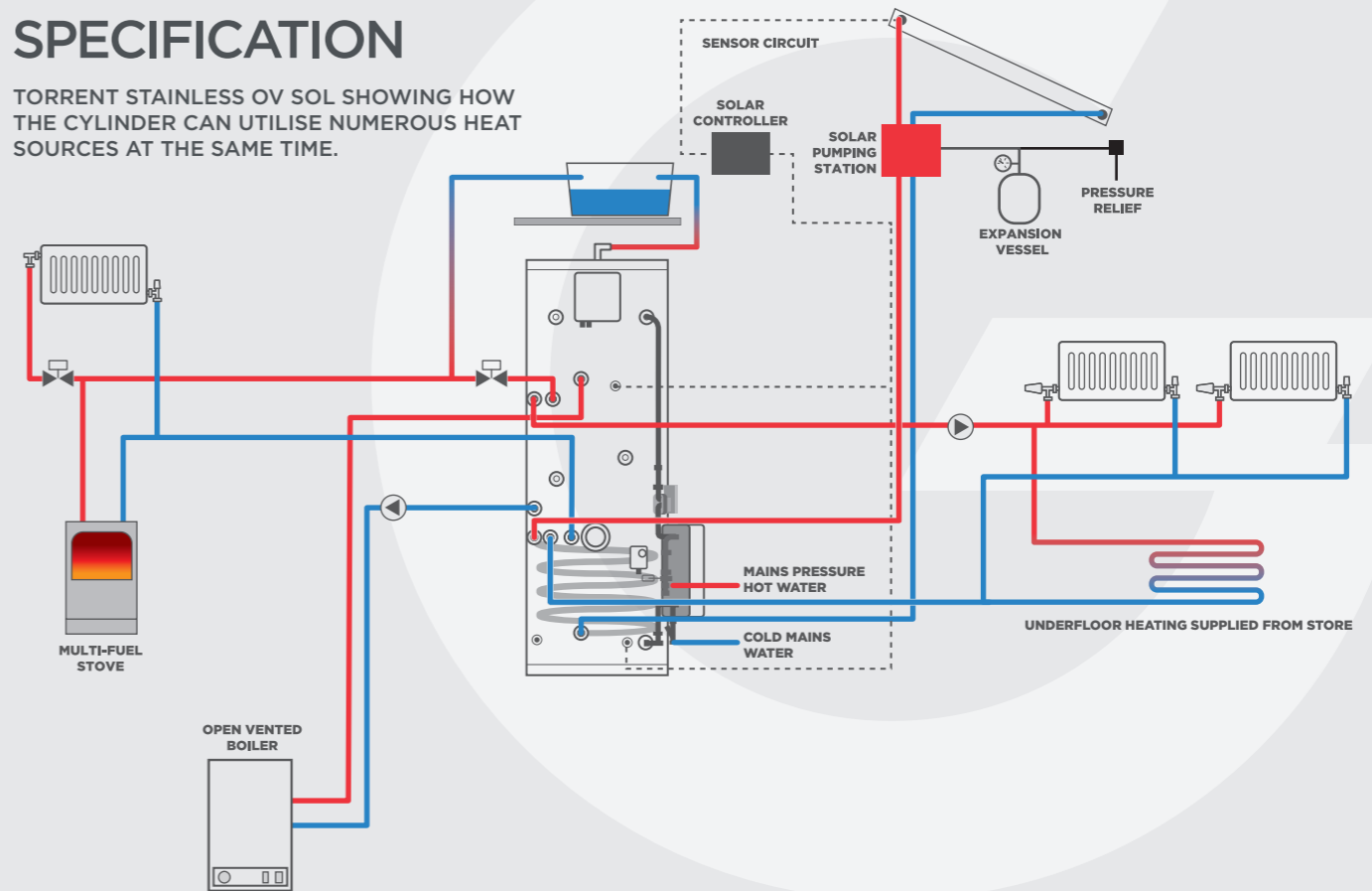


Scan the QR code to visit the product page



TECHNICAL SPECIFICATION

TORRENT STAINLESS OV SOL SHOWING HOW THE CYLINDER CAN UTILISE NUMEROUS HEAT SOURCES AT THE SAME TIME.



TORRENT STAINLESS OV SOL

Description		TST150OVSOL	TST180OVSOL	TST210OVSOL	TST250OVSOL	TST350OVSOL
ErP rating		B	B	B	C	C
Heat loss	watts	47	55	62	74	79
Capacity	litres	148	178	208	248	345
Unit height	mm	1118	1306	1494	1744	1765
Unit diameter	mm	550	550	550	550	630
Dedicated solar volume	litres	64	74	84	97	130
Max. solar collector area ¹	m ²	2.22	2.54	2.91	3.88	4.64
Solar heat exch. surface area	m ²	0.78	0.78	1.27	1.27	1.27
Max. hot water flow rate	litres/minute	26.5	26.5	26.5	26.5	26.5
Maximum dwelling type	bath	1	1	1	2	2
	shower room	-	-	1	1	2
	bed	1-2	2-3	2-3	3-4	4-5


NOTES:

1 To comply with the Building Regulations ADL1 Domestic Heating Compliance Guide.

- Additional height for feed and expansion tank will need to be allowed if it is to be sited in the same cupboard.
- Vent pipes shown through the side of the feed and expansion tank may not be suitable for all systems. Installers must check suitability.
- The standard open vented store relies on a feed and expansion tank suitably sited above the highest radiator point to provide sufficient head for the system. As the domestic hot water is at mains pressure, the Torrent Stainless OV Sol itself can be sited anywhere in the property.
- The feed and expansion tank must be sized to take the water expansion of the whole system (ie. solid fuel boiler, cylinder, open flue boiler and auxiliary heating).
- The feed and expansion tank is not supplied as standard with the unit, but is available as an optional extra at the time of order.
- For all solid fuel applications, copper feed and expansion tanks are required and are available as an optional extra at the time of order.

TORRENT STAINLESS SP SOL

150 | 180 | 210 | 250 | 350 LITRES



KEY FEATURES

- Specifically designed for use with solar thermal panels
- Sealed primary boiler connections as standard
- 3kW immersion heater for emergency back-up
- Utilises solid fuel connections
- Provides mains pressure hot water
- Where there is no solar input, the coils can be connected to maximise heat input, reducing reheat time
- Blanking caps supplied

COMPONENTS

- | | |
|-------------------------|-----------------------------------|
| 1 Open vent | 13 Central heating return |
| 2 Cold feed | 14 Drain |
| 3 Immersion heater | 15 Plate heat exchanger flow |
| 4 Primary coil flow | 16 Plate heat exchanger return |
| 5 Primary coil return | 17 Solid fuel flow |
| 6 Solar coil flow | 18 Solid fuel return |
| 7 Solar coil return | 19 Solid fuel overheat thermostat |
| 8 Control thermostat | 20 Solid fuel control thermostat |
| 9 Control thermostat | |
| 10 Solar sensor pocket | |
| 11 Solar sensor pocket | |
| 12 Central heating flow | |

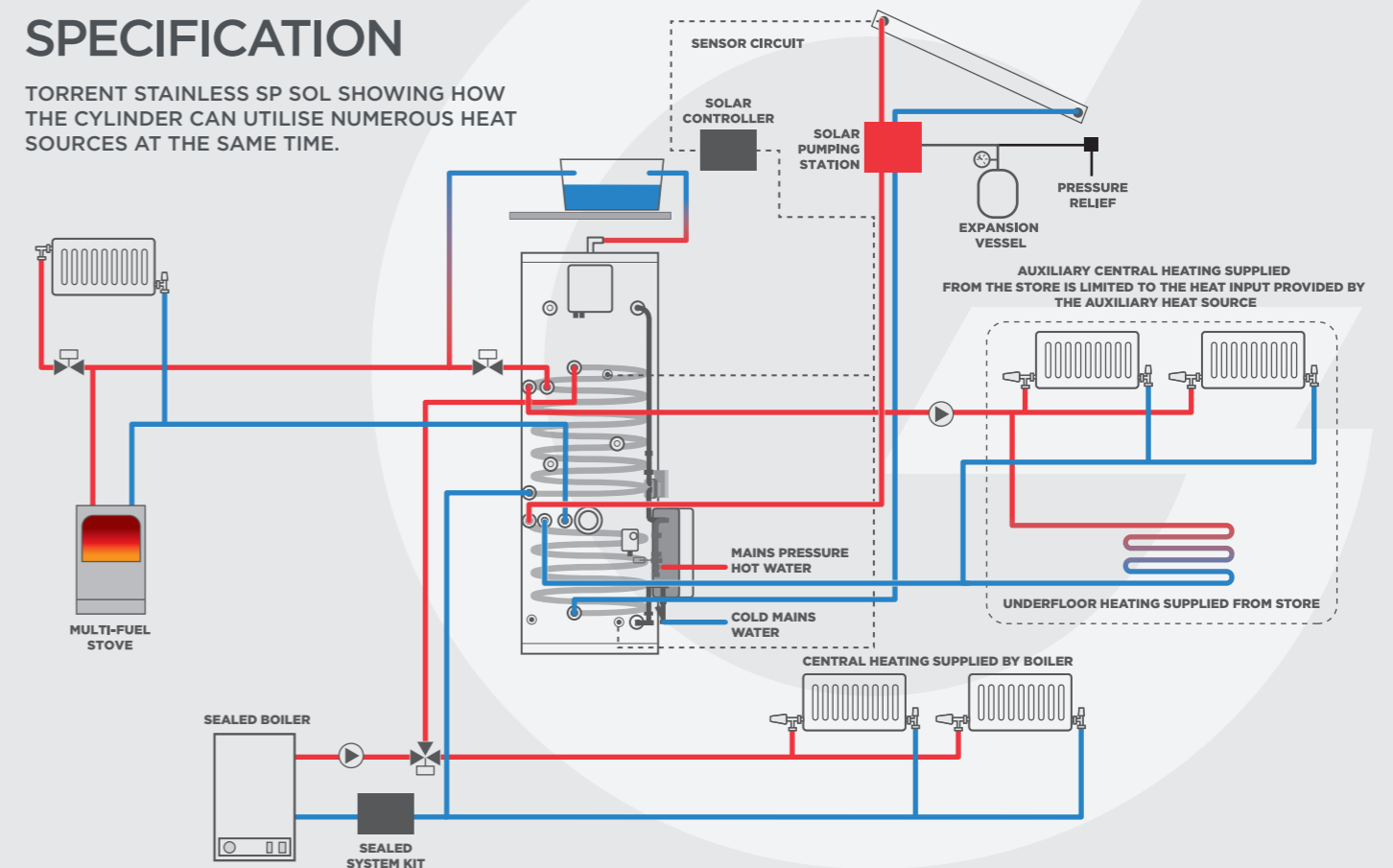


Scan the QR code to visit the product page



TECHNICAL SPECIFICATION

TORRENT STAINLESS SP SOL SHOWING HOW THE CYLINDER CAN UTILISE NUMEROUS HEAT SOURCES AT THE SAME TIME.



TORRENT STAINLESS SP SOL

Description		TST150SPSOL	TST180SPSOL	TST210SPSOL	TST250SPSOL	TST350SPSOL
ErP rating		B	B	B	C	C
Heat loss	watts	47	55	62	74	79
Capacity	litres	148	178	208	248	345
Unit height	mm	1118	1306	1494	1744	1765
Unit diameter	mm	550	550	550	550	630
Dedicated solar volume	litres	64	74	84	97	130
Max. solar collector area ¹	m ²	2.22	2.54	2.91	3.88	4.64
Solar heat exch. surface area	m ²	0.78	0.78	1.27	1.27	1.27
Max. hot water flow rate	litres/minute	26.5	26.5	26.5	26.5	26.5
Maximum dwelling type	bath	1	1	1	2	2
	shower room	-	-	1	1	2
	bed	1-2	2-3	2-3	3-4	4-5

NOTES:

1 To comply with the Building Regulations ADL1 Domestic Heating Compliance Guide.

- Additional height for feed and expansion tank will need to be allowed if it is to be sited in the same cupboard.
- Vent pipes shown through the side of the feed and expansion tank may not be suitable for all systems. Installers must check suitability.
- The standard open vented store relies on a feed and expansion tank suitably sited above the highest radiator point to provide sufficient head for the system connected to the store. As the domestic hot water is at mains pressure, the Torrent Stainless SP Sol itself can be sited anywhere in the property.
- The Torrent Stainless SP Sol can be installed as a standard 'S' plan or 'Y' plan. The benefit of this is more flexibility on the location of the feed and expansion tank. However, when installed this way the central heating output will not gain heat from the solar thermal input to the thermal store.
- The feed and expansion tank must be sized to take the water expansion of the whole system (ie. solid fuel boiler, cylinder, open flue boiler and auxiliary heating).
- The feed and expansion tank is not supplied as standard with the unit, but is available as an optional extra at the time of order.
- For all solid fuel applications, copper feed and expansion tanks are required and are available as an optional extra at the time of order.

SPARES

Gledhill products are manufactured to the highest quality standards. In the unlikely event that you require a spare part, you can contact Gledhill Spare Parts, on:

01253 474412

or visit www.gledhill-spares.net

HERE TO HELP

If you're looking for technical assistance while you're on the job, give our technical team a call. With many years' experience, they're an invaluable resource to have at the end of the phone.

FOR TECHNICAL
ADVICE PLEASE CALL
01253 474584



Gledhill Building Products Limited
Sycamore Estate,
Squires Gate,
Blackpool FY4 3RL

T: 01253 474550
E: enquiries@gledhill.net

WWW.GLEDHILL.NET



FM 02057



Due to a programme of continuous improvement Gledhill Building Products reserves the right to modify products without prior notice. It is advisable to check the product technical detail by using the latest design and installation manuals available from our technical support team or on our website. It is an offence to copy or adapt this document without consent of the owner.